

LAA Exclusion System	
Size	AtriClip PRO•V Device
35 mm	PROV35
40 mm	PROV40
45 mm	PROV45
50 mm	PROV50

This material is intended to provide general information, including opinions and recommendations, contained herein for educational purposes only. Such information is not intended to be a substitute for professional medical advice, diagnosis or treatment. The material is not intended to direct clinical care in any specific circumstance. The judgment regarding a particular clinical procedure or treatment plan must be made by a qualified physician in light of the clinical data presented by the patient and the diagnostic and treatment options available.

**Warning:** The safety and effectiveness of this device in atrial rhythm control management, either alone or in combination with ablative treatment, has not been established.

**Note:** The safety and effectiveness of this device for stroke prevention, either alone or in combination with cardiac surgery, has not been established.

**U.S. Indications:** The AtriClip LAA Exclusion System is indicated for the exclusion of the heart's left atrial appendage, performed under direct visualization and in conjunction with other cardiac surgical procedures.

Direct visualization, in this context, requires that the surgeon is able to see the heart directly, with or without assistance from a camera, endoscope, etc., or other appropriate viewing technologies.

Please review the Instructions for Use for a complete listing of contraindications, warnings, precautions and potential adverse events prior to using these devices.

**Rx Only.**

**ATRICURE, INC.**

7555 Innovation Way  
Mason, Ohio 45040 USA  
Customer Service: +1 (866) 349-2342  
CustomerService@AtriCure.com  
www.AtriCure.com

PM-US-0090B-0723-G

AtriCure



A Distinctive Approach to LAA Exclusion  
**AtriClip PRO•V™ Device**

**LAA EXCLUSION RESULTS IN  
ELECTRICAL ISOLATION**

AtriCure

AtriClip® Device Performance with an Open-Ended Implant



Same Advanced Handle Technology as the AtriClip PRO2® Device


Greater than 80° of Articulation




12 mm Port Compatibility




Open-Ended Design Clip



Tip-First Closure



The AtriClip Device Applies Continual Force to the Base of the LAA as it Atrophies



## AtriClip PRO•V Device

Open-Ended Implant

12 mm Port Compatibility • Tip-First Closure

AtriClip PRO® Devices can be used in totally thoracoscopic procedures in conjunction with other heart surgery.