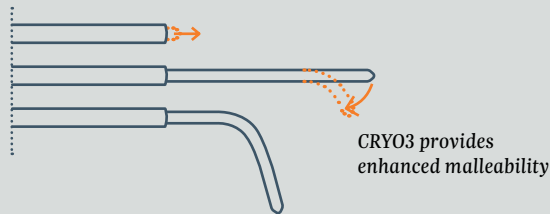


### 3 / INNOVATIVE ERGONOMICS

Featuring a retractable handle to expose the active probe length. In addition, its flexible tube set allows for a tight bending radius, and the ergonomic handle can adjust to multiple hand positions.

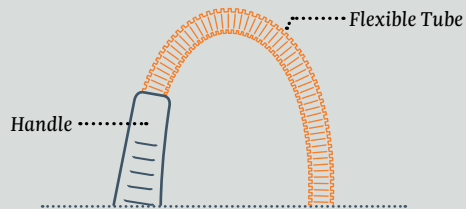
**FIGURE 2. cryoICE PROBE**

The cryoICE probe is both retractable and malleable.



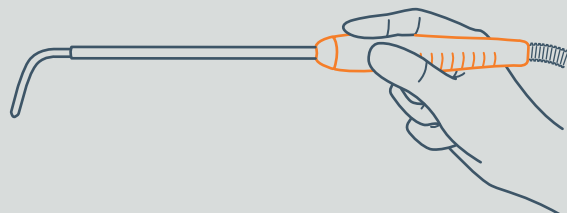
**FIGURE 3. cryoICE FLEXIBILITY**

The cryoICE flexible tube set allows for a tight bending radius.



**FIGURE 4. cryoICE ERGONOMICS**

The cryoICE ergonomic handle can adjust to multiple hand positions.



#### References

1. Lemmon, E.W. "REFPROP, Reference Thermodynamic and Transport Properties." NIST Standard Reference Database 23, Version 8.0. NIST, 2007. Print.
2. Lide, D.R. (1998). CRC Handbook of Chemistry and Physics, Ed. 79th Edition. Boca Raton, FL: CRC Press.
3. Baust, J. G. and Gage, A. A. (2005), The molecular basis of cryosurgery. BJU International, 95: 1187 - 1191. doi: 10.1111/j.1464-410X.2005.05502.x

**U.S. Indications:** cryoICE devices, manufactured by AtriCure, are cleared for the treatment of cardiac arrhythmias when used with cryo1 and cryoICE.

**Additional U.S. Only Indication for CRYO2:** The probe is also intended for use in blocking pain by temporarily ablating peripheral nerves.

Please review the Instructions for Use for a complete listing of contraindication, warnings, precautions and potential adverse events prior to using these devices.

**Rx Only.**

#### ATRICURE, INC.

7555 Innovation Way  
Mason, Ohio 45040 USA  
Customer Service: +1 (866) 349-2342  
CustomerService@AtriCure.com  
www.AtriCure.com

PM-US-0154B-1022-G

AtriCure

**cryoICE<sup>®</sup>**  
**Cryoablation System**  
Same Superior Science  
Enhanced Malleability



AtriCure

# Why the cryoICE Cryoablation Probe by AtriCure?

## 1 / FAST PERFORMING

cryoICE is quick to achieve lethal temperatures and maintains that temperature along the probe length more consistently. The probe/tissue surface temperature is actively measured through a Thermocouple feature.

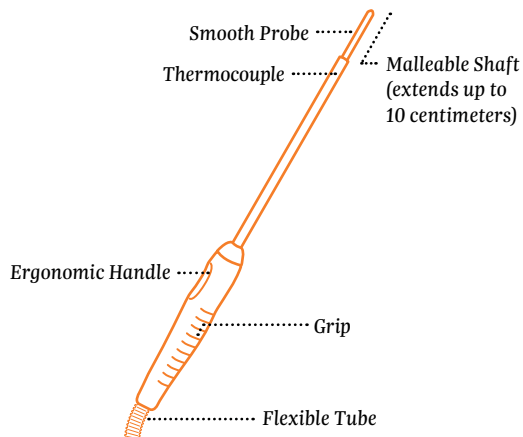
## 2 / SUPERIOR SCIENCE

cryoICE has superior work capacity.

### Features

<b>Gas</b>	Nitrous Oxide has a higher heat absorption capacity than Argon. <sup>1</sup>
<b>Probe Material</b>	12x higher thermal conductivity than competitor's. <sup>2</sup>
<b>Probe Surface</b>	Smooth probe vs. corrugated reduces gaps where ice formation hinders thermal conductivity.

FIGURE 1. cryoICE CRYOABLATION PROBE



## cryoICE Active Release

The device's Active Release feature allows the probe to be removed from the tissue surface while keeping it in a frozen state.

*"Slow thawing of the frozen tissue is a prime destructive factor and is a more important mechanism of cell death in cryosurgery than is rapid cooling. The rate of thawing should be as slow as practical, and is best done by allowing the tissues to thaw with no assistance by heating. Rapid thawing increases the chance of cell survival, which has long been known in the treatment of frostbite."<sup>3</sup>*

— John G. Baust, PhD

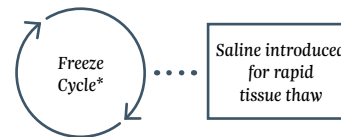
FIGURE 5. FREEZING WITH cryoICE VERSUS OTHER'S PROBE

cryoICE Active Release allows tissue to remain frozen after the probe is removed, and then to thaw without aid.

### cryoICE PROCESS



### OTHER'S PROBE PROCESS




\*Freeze cycle varies depending on clinical application.

## Products

### cryoICE Malleable Cryoablation Probe


#### CRYO3

- 10 cm freeze length
- 25% less bend force needed to shape versus CRYO2



#### CRYO2

- 10 cm freeze length



### cryoICE BOX® - V6

#### ACM1 (US)

#### ACM2 (International)

